

Scaled data based on original data using  
LM-79-08 Approved Method: Electrical and Photometric Measurements of Solid-  
State Lighting Products

Test Report Prepared for  
Cooper Lighting Solutions  
(formerly Eaton)

Brand: McGRAW-EDISON

Report Number: P227463

Luminaire Tested: **ISW-AF-1000-LED-E1-RW-7050**

Issue Date: 3/3/2020

**Test Information**

Test Method: LM-79-08  
Report Number: P227463  
TEST IS SCALED FROM IESNA LM-79-08 TEST DATA (P29767)  
Test Lab: INNOVATION CENTER-P2  
Issue Date: 3/3/2020  
Manufacturer: COOPER LIGHTING SOLUTIONS (FORMERLY EATON)  
Product Line: MCGRAW-EDISON  
Catalog Number: ISW-AF-1000-LED-E1-RW-7050  
Description: IMPACT ELITE LED WEDGE LUMINAIRE  
LIGHT SQUARE WITH ACCULED OPTICS-RECTANGULAR WIDE TYPE I  
Light Source: (16) 5000K CCT, 70 CRI LEDs  
Ballast/Driver: ELECTRONIC DRIVER

**Summary**

Lumens per Lamp: N/A  
Luminaire Lumens: 5973.8 lumens  
Efficiency: N/A  
Efficacy: 109.4 lumens/watt  
Luminous Opening: Rectangular (W 0.5' x L: 0.5' x H: 0')  
IES Classification: Type II - Medium - Cutoff  
BUG Rating: B2 - U1 - G2

Input Watts (W): 54.6  
Input Voltage (V): 120  
Input Current (Ain): NR  
Voltage Rise (V): NR  
Power Factor: NR  
Total Harmonic Distortion (THDi): NR  
Frequency (hertz): 60  
Stabilization Time: NR  
Operation Time: NR  
Ambient Temperature (°C): NR  
Test Distance: 25 FT

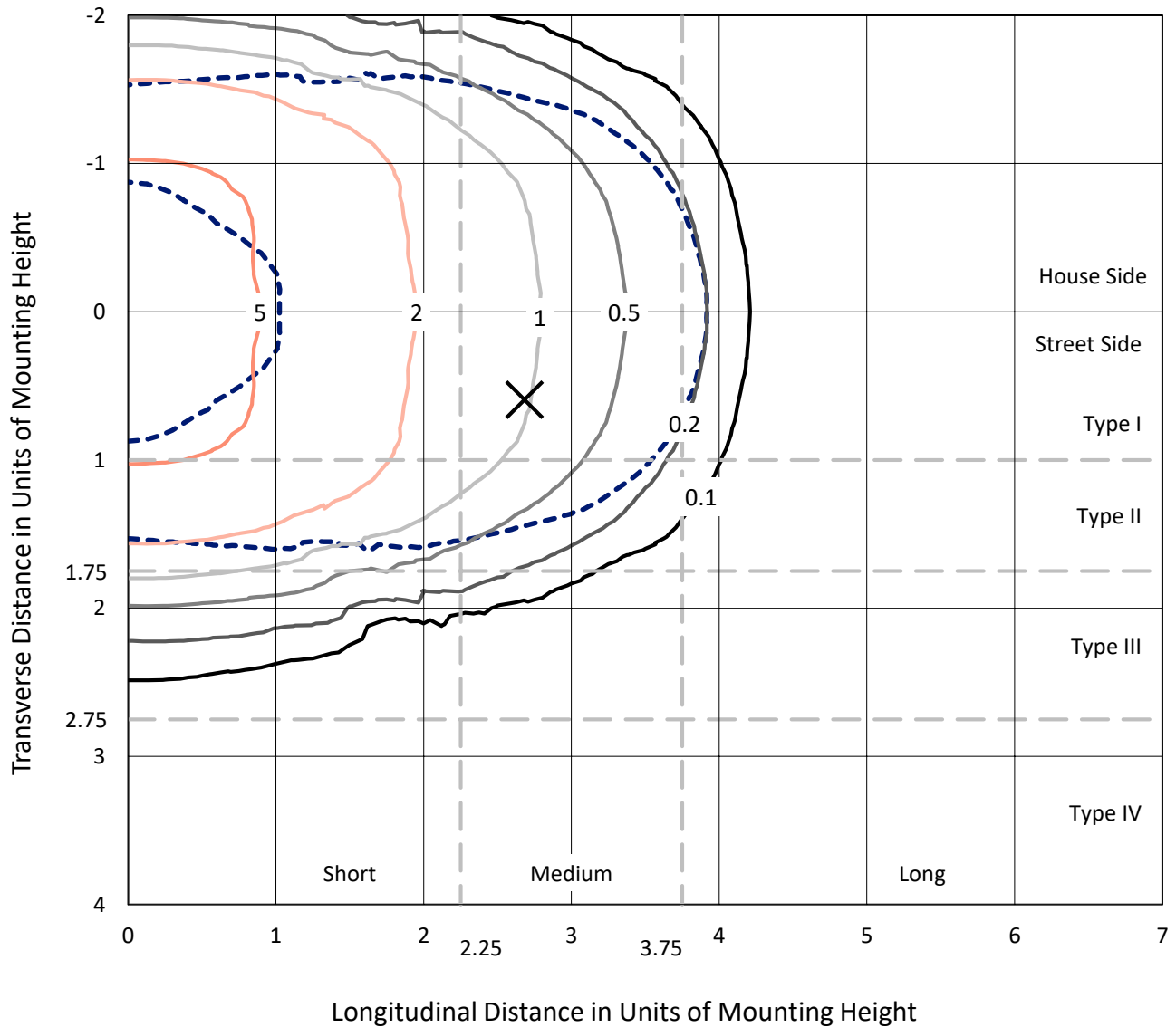


REPORT NUMBER: P227463

CATALOG NUMBER: ISW-AF-1000-LED-E1-RW-7050

### Iso-Footcandle Lines of Horizontal Illumination

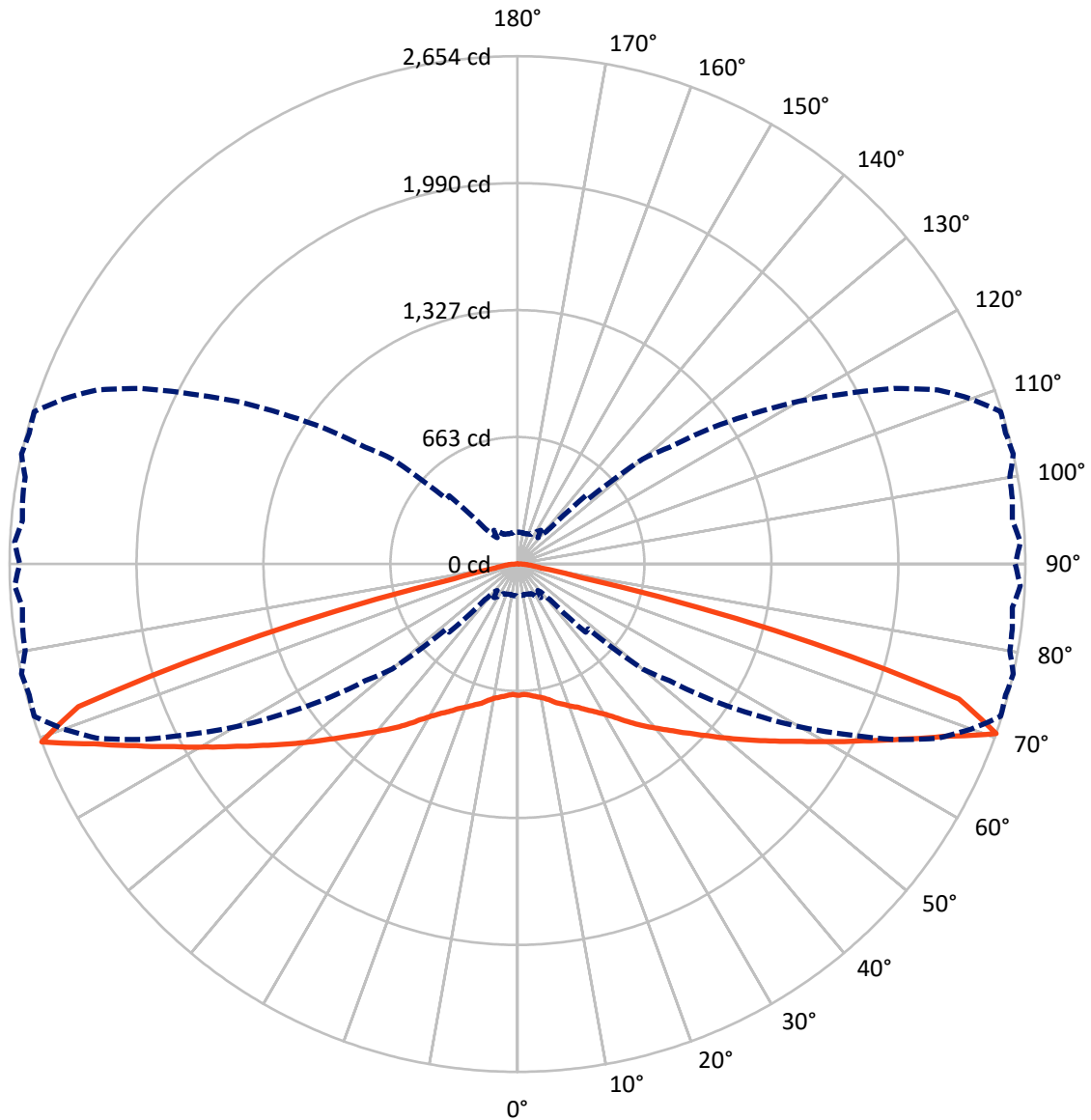
× Max cd  
 - - - 1/2 Max cd



Based on 10 foot mounting height. Maximum calculated value = 7.1 fc  
 Type II - Medium - Cutoff

REPORT NUMBER: P227463  
CATALOG NUMBER: ISW-AF-1000-LED-E1-RW-7050

### Luminous Intensity Polar Plot



— Vertical Plane Through 77.5-Deg Lateral      - - - Horizontal Cone Through 70-Deg Vertical

REPORT NUMBER: P227463

CATALOG NUMBER: ISW-AF-1000-LED-E1-RW-7050

**FLUX DISTRIBUTION:**

		Downward	Upward	Total
<b>House Side</b>	Lumens	2986.4	0.5	2986.9
	% Fixture	50.0	0.0	50.0
<b>Street Side</b>	Lumens	2986.4	0.5	2986.9
	% Fixture	50.0	0.0	50.0
<b>Total</b>	Lumens	5972.8	0.9	5973.8
	% Fixture	100.0	0.0	100.0

**Coefficient of Utilization**

**ZONAL LUMENS:**

Zone	Lumens	% Fixture
0°-10°	66.3	1.1
10°-20°	207.4	3.5
20°-30°	389.3	6.5
30°-40°	680.3	11.4
40°-50°	1109.1	18.6
50°-60°	1517.7	25.4
60°-70°	1396.1	23.4
70°-80°	545.8	9.1
80°-90°	60.7	1.0
90°-100°	0.9	0.0
100°-110°	0.0	0.0
110°-120°	0.0	0.0
120°-130°	0.0	0.0
130°-140°	0.0	0.0
140°-150°	0.0	0.0
150°-160°	0.0	0.0
160°-170°	0.0	0.0
170°-180°	0.0	0.0
0°-90°	5972.8	100.0
0°-180°	5973.8	100.0



REPORT NUMBER: P227463

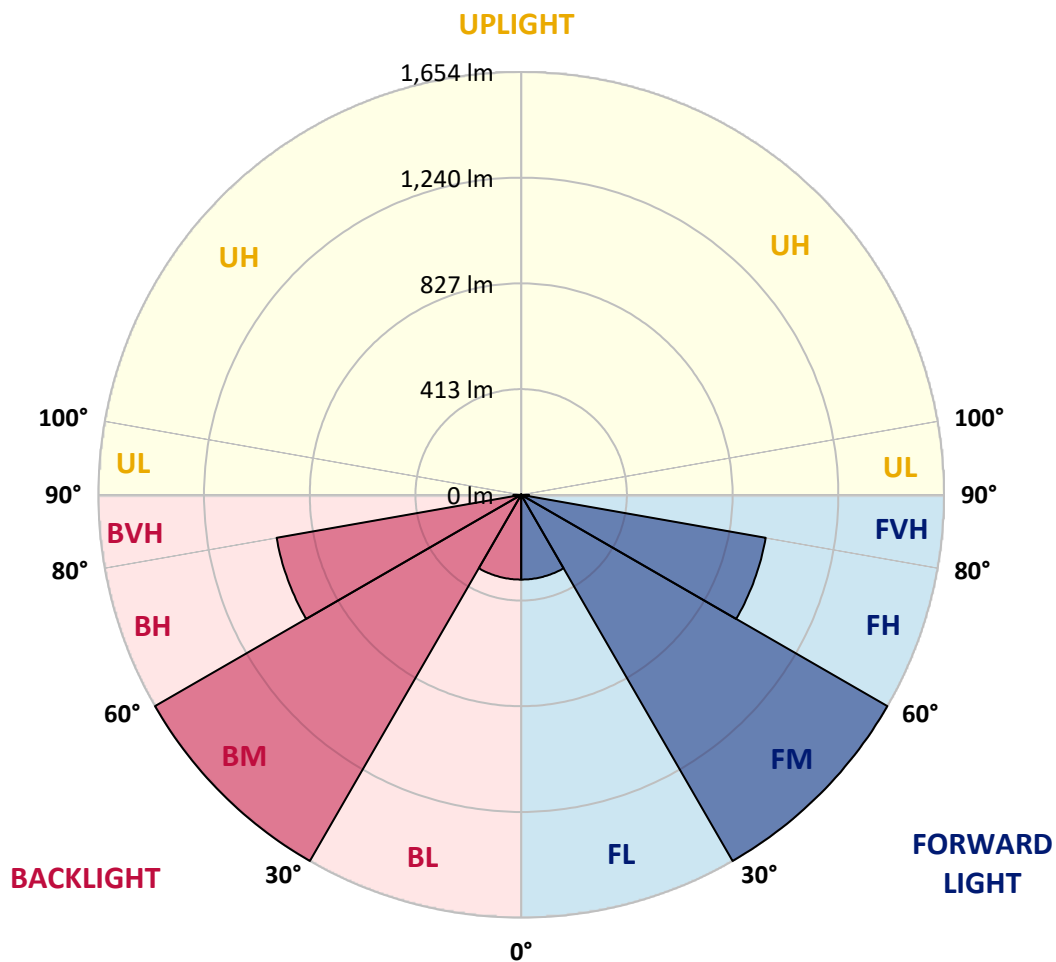
CATALOG NUMBER: ISW-AF-1000-LED-E1-RW-7050

**LUMINAIRE CLASSIFICATION SYSTEM LUMEN TABLE AND BUG RATING:**

Zone		Lumens	% Fixture	Zone Rating/Lumen Limit		
				B	U	G
FL	(0°-30°)	331.5	5.5			
FM	(30°-60°)	1653.6	27.7			
FH	(60°-80°)	971.0	16.3			G1/1800
FVH	(80°-90°)	30.4	0.5			G1/100
BL	(0°-30°)	331.5	5.5	B1/500		
BM	(30°-60°)	1653.6	27.7	B2/2500		
BH	(60°-80°)	971.0	16.3	B2/1000		G2/1000
BVH	(80°-90°)	30.4	0.5			G1/100
UL	(90°-100°)	0.9	0.0		U1/10	
UH	(100°-180°)	0.5	0.0		U1/10	

**BUG Rating: B2-U1-G2**

Type II Medium





REPORT NUMBER: P227463

CATALOG NUMBER: ISW-AF-1000-LED-E1-RW-7050

**CANDELA DISTRIBUTION (FULL):**

	0°	5°	15°	25°	35°	37.5°	40°	42.5°	45°	47.5°	50°
0°	686.2	686.2	686.2	686.2	686.2	686.2	686.2	686.2	686.2	686.2	686.2
2.5°	683.6	682.7	682.7	683.6	685.4	686.2	684.5	685.4	685.4	684.5	687.1
5°	685.4	684.5	685.4	687.1	689.7	692.4	691.5	691.5	692.4	690.6	695.0
7.5°	683.6	682.7	684.5	688.9	695.0	698.5	698.5	698.5	700.3	699.4	704.7
10°	675.7	674.8	679.2	687.1	698.5	701.2	703.8	704.7	710.0	710.0	715.2
12.5°	668.7	669.5	675.7	688.0	706.4	707.3	710.8	714.3	721.4	717.9	727.5
15°	671.3	673.1	681.0	695.9	720.5	719.6	722.3	725.8	737.2	729.3	745.1
17.5°	684.5	687.1	695.9	713.5	739.0	734.6	738.1	743.3	758.3	748.6	767.1
20°	705.6	709.1	718.7	738.1	761.8	757.4	760.9	767.1	784.6	775.0	793.4
22.5°	733.7	737.2	747.7	769.7	795.2	789.9	793.4	798.7	818.0	803.1	825.9
25°	771.5	775.0	786.4	809.2	838.2	832.1	833.8	837.4	857.6	840.0	862.0
27.5°	824.2	827.7	837.4	859.3	887.4	882.2	883.9	887.4	908.5	891.0	910.3
30°	891.0	894.5	903.3	925.2	949.0	942.8	945.4	948.1	967.4	949.8	965.6
32.5°	970.0	969.2	982.3	1005.2	1026.3	1014.9	1014.9	1014.9	1033.3	1015.7	1028.0
35°	1063.2	1063.2	1076.4	1098.3	1117.7	1104.5	1098.3	1094.8	1115.0	1093.1	1101.8
37.5°	1165.1	1160.7	1180.9	1201.1	1219.6	1202.9	1197.6	1193.2	1208.2	1183.6	1187.9
40°	1273.2	1269.7	1291.6	1314.5	1326.8	1304.8	1300.4	1295.1	1311.0	1287.2	1286.4
42.5°	1371.6	1369.0	1397.1	1423.4	1438.4	1410.2	1404.1	1398.8	1416.4	1392.7	1387.4
45°	1455.1	1454.2	1486.7	1522.7	1549.1	1519.2	1514.8	1506.0	1523.6	1494.6	1492.0
47.5°	1520.1	1516.6	1556.1	1608.8	1651.0	1620.2	1619.4	1613.2	1631.7	1600.0	1596.5
50°	1564.0	1566.6	1609.7	1671.2	1739.7	1710.7	1713.4	1710.7	1738.0	1706.4	1710.7
52.5°	1571.9	1577.2	1632.5	1713.4	1809.2	1774.0	1794.2	1802.1	1836.4	1809.2	1817.9
55°	1477.9	1492.8	1577.2	1717.8	1852.2	1830.2	1855.7	1878.6	1926.9	1904.1	1919.9
57.5°	1267.9	1298.7	1396.2	1600.0	1846.9	1859.2	1911.1	1946.2	2005.1	1984.9	2021.8
60°	979.7	1000.8	1108.9	1347.0	1678.2	1694.9	1789.0	1900.5	2035.9	2064.0	2122.0
62.5°	641.4	653.7	759.2	1000.8	1387.4	1392.7	1509.5	1654.5	1889.1	1950.6	2113.2
65°	318.1	334.8	391.0	576.4	971.8	964.8	1093.1	1262.6	1566.6	1634.3	1898.8
67.5°	198.6	201.2	212.6	267.1	486.8	432.3	537.7	715.2	1083.4	1144.0	1479.7
70°	166.9	166.1	163.4	171.3	214.4	174.0	192.4	251.3	504.4	501.7	853.2
72.5°	153.8	151.1	144.1	143.2	149.4	137.1	138.8	142.3	202.1	169.6	328.6
75°	141.5	136.2	127.4	124.8	124.8	115.1	115.1	116.0	130.9	123.0	149.4
77.5°	126.5	120.4	111.6	108.1	104.6	94.0	93.1	94.0	105.4	98.4	111.6
80°	109.0	102.8	96.7	91.4	86.1	76.4	73.8	73.8	83.5	76.4	87.0
82.5°	94.9	87.0	85.2	76.4	68.5	59.7	57.1	52.7	61.5	53.6	65.0
85°	70.3	64.1	80.8	67.7	54.5	48.3	38.7	32.5	38.7	31.6	41.3
87.5°	40.4	37.8	71.2	53.6	48.3	51.8	31.6	22.8	22.0	19.3	22.8
90°	7.9	8.8	11.4	7.9	10.5	5.3	2.6	2.6	5.3	3.5	6.2
92.5°	0.0	0.0	0.0	0.0	0.0	0.0	0.0	0.0	0.0	0.0	0.0
95°	0.0	0.0	0.0	0.0	0.0	0.0	0.0	0.0	0.0	0.0	0.0
97.5°	0.0	0.0	0.0	0.0	0.0	0.0	0.0	0.0	0.0	0.0	0.0
100°	0.0	0.0	0.0	0.0	0.0	0.0	0.0	0.0	0.0	0.0	0.0
102.5°	0.0	0.0	0.0	0.0	0.0	0.0	0.0	0.0	0.0	0.0	0.0
105°	0.0	0.0	0.0	0.0	0.0	0.0	0.0	0.0	0.0	0.0	0.0
107.5°	0.0	0.0	0.0	0.0	0.0	0.0	0.0	0.0	0.0	0.0	0.0
110°	0.0	0.0	0.0	0.0	0.0	0.0	0.0	0.0	0.0	0.0	0.0



REPORT NUMBER: P227463

CATALOG NUMBER: ISW-AF-1000-LED-E1-RW-7050

**CANDELA DISTRIBUTION (continued):**

	0°	5°	15°	25°	35°	37.5°	40°	42.5°	45°	47.5°	50°
112.5°	0.0	0.0	0.0	0.0	0.0	0.0	0.0	0.0	0.0	0.0	0.0
115°	0.0	0.0	0.0	0.0	0.0	0.0	0.0	0.0	0.0	0.0	0.0
117.5°	0.0	0.0	0.0	0.0	0.0	0.0	0.0	0.0	0.0	0.0	0.0
120°	0.0	0.0	0.0	0.0	0.0	0.0	0.0	0.0	0.0	0.0	0.0
122.5°	0.0	0.0	0.0	0.0	0.0	0.0	0.0	0.0	0.0	0.0	0.0
125°	0.0	0.0	0.0	0.0	0.0	0.0	0.0	0.0	0.0	0.0	0.0
127.5°	0.0	0.0	0.0	0.0	0.0	0.0	0.0	0.0	0.0	0.0	0.0
130°	0.0	0.0	0.0	0.0	0.0	0.0	0.0	0.0	0.0	0.0	0.0
132.5°	0.0	0.0	0.0	0.0	0.0	0.0	0.0	0.0	0.0	0.0	0.0
135°	0.0	0.0	0.0	0.0	0.0	0.0	0.0	0.0	0.0	0.0	0.0
137.5°	0.0	0.0	0.0	0.0	0.0	0.0	0.0	0.0	0.0	0.0	0.0
140°	0.0	0.0	0.0	0.0	0.0	0.0	0.0	0.0	0.0	0.0	0.0
142.5°	0.0	0.0	0.0	0.0	0.0	0.0	0.0	0.0	0.0	0.0	0.0
145°	0.0	0.0	0.0	0.0	0.0	0.0	0.0	0.0	0.0	0.0	0.0
147.5°	0.0	0.0	0.0	0.0	0.0	0.0	0.0	0.0	0.0	0.0	0.0
150°	0.0	0.0	0.0	0.0	0.0	0.0	0.0	0.0	0.0	0.0	0.0
152.5°	0.0	0.0	0.0	0.0	0.0	0.0	0.0	0.0	0.0	0.0	0.0
155°	0.0	0.0	0.0	0.0	0.0	0.0	0.0	0.0	0.0	0.0	0.0
157.5°	0.0	0.0	0.0	0.0	0.0	0.0	0.0	0.0	0.0	0.0	0.0
160°	0.0	0.0	0.0	0.0	0.0	0.0	0.0	0.0	0.0	0.0	0.0
162.5°	0.0	0.0	0.0	0.0	0.0	0.0	0.0	0.0	0.0	0.0	0.0
165°	0.0	0.0	0.0	0.0	0.0	0.0	0.0	0.0	0.0	0.0	0.0
167.5°	0.0	0.0	0.0	0.0	0.0	0.0	0.0	0.0	0.0	0.0	0.0
170°	0.0	0.0	0.0	0.0	0.0	0.0	0.0	0.0	0.0	0.0	0.0
172.5°	0.0	0.0	0.0	0.0	0.0	0.0	0.0	0.0	0.0	0.0	0.0
175°	0.0	0.0	0.0	0.0	0.0	0.0	0.0	0.0	0.0	0.0	0.0
177.5°	0.0	0.0	0.0	0.0	0.0	0.0	0.0	0.0	0.0	0.0	0.0
180°	0.0	0.0	0.0	0.0	0.0	0.0	0.0	0.0	0.0	0.0	0.0





REPORT NUMBER: P227463

CATALOG NUMBER: ISW-AF-1000-LED-E1-RW-7050

**CANDELA DISTRIBUTION (continued):**

	52.5°	55°	57.5°	60°	62.5°	65°	67.5°	70°	72.5°	75°	77.5°
0°	686.2	686.2	686.2	686.2	686.2	686.2	686.2	686.2	686.2	686.2	686.2
2.5°	684.5	687.1	683.6	687.1	681.0	686.2	681.8	687.1	682.7	687.1	681.8
5°	688.9	695.9	688.0	697.7	686.2	697.7	688.0	698.5	689.7	698.5	688.9
7.5°	695.9	708.2	697.7	710.0	695.9	711.7	698.5	713.5	700.3	714.3	699.4
10°	704.7	720.5	706.4	722.3	705.6	724.0	707.3	726.7	709.1	728.4	710.0
12.5°	712.6	732.8	717.0	738.1	719.6	741.6	722.3	746.9	725.8	751.3	727.5
15°	727.5	753.9	733.7	759.2	738.1	763.6	742.5	770.6	746.9	775.9	751.3
17.5°	746.9	775.9	754.8	780.2	757.4	785.5	762.7	790.8	767.1	796.9	769.7
20°	773.2	802.2	780.2	804.9	782.9	808.4	785.5	811.0	790.8	816.3	792.6
22.5°	803.1	830.3	806.6	831.2	806.6	830.3	808.4	831.2	811.0	834.7	813.6
25°	839.1	864.6	840.9	862.0	837.4	858.5	837.4	858.5	840.0	860.2	844.4
27.5°	889.2	908.5	883.9	902.4	876.0	894.5	872.5	891.0	873.4	891.0	875.1
30°	945.4	963.0	934.9	949.8	920.8	934.9	911.2	927.0	908.5	925.2	912.9
32.5°	1006.9	1021.0	992.9	1005.2	975.3	987.6	962.1	972.7	956.9	967.4	959.5
35°	1075.5	1089.5	1060.5	1072.0	1042.1	1052.6	1027.2	1032.4	1016.6	1023.6	1016.6
37.5°	1157.2	1169.5	1136.1	1146.7	1114.1	1127.3	1096.6	1101.8	1082.5	1086.9	1072.8
40°	1245.1	1258.2	1218.7	1229.2	1188.8	1203.8	1169.5	1173.0	1146.7	1151.0	1129.1
42.5°	1340.0	1352.3	1303.1	1311.8	1264.4	1280.2	1239.8	1246.8	1215.2	1219.6	1191.5
45°	1444.5	1451.5	1397.1	1403.2	1346.1	1361.9	1311.0	1324.1	1286.4	1295.1	1262.6
47.5°	1542.0	1556.1	1496.4	1501.6	1440.1	1449.8	1390.9	1408.5	1368.1	1381.3	1341.7
50°	1653.6	1664.2	1607.1	1607.9	1548.2	1551.7	1485.8	1503.4	1459.5	1473.5	1431.3
52.5°	1767.9	1774.9	1713.4	1719.5	1660.7	1666.8	1600.9	1607.9	1557.0	1569.3	1528.0
55°	1878.6	1880.3	1829.4	1827.6	1772.3	1783.7	1710.7	1726.6	1665.9	1679.1	1632.5
57.5°	1989.3	1995.4	1948.0	1949.7	1894.4	1902.3	1836.4	1847.8	1790.7	1806.5	1748.5
60°	2106.1	2125.5	2078.9	2085.1	2032.3	2048.2	1968.2	1983.1	1920.7	1946.2	1883.8
62.5°	2180.8	2252.9	2244.1	2253.8	2203.7	2211.6	2129.0	2152.7	2078.0	2096.5	2032.3
65°	2038.5	2215.1	2304.7	2403.1	2405.8	2431.2	2351.3	2360.1	2285.4	2281.0	2205.4
67.5°	1661.5	1879.5	2030.6	2232.7	2374.1	2510.3	2559.5	2571.8	2531.4	2488.4	2403.1
70°	1002.6	1240.7	1463.0	1701.1	1924.3	2169.4	2377.7	2521.8	2647.4	2641.2	2653.6
72.5°	396.3	594.0	742.5	965.6	1187.1	1458.6	1688.8	1891.8	2107.9	2240.6	2412.8
75°	156.4	206.5	241.6	366.4	471.8	673.9	876.9	986.7	1156.3	1272.3	1391.8
77.5°	112.5	123.0	124.8	145.0	152.9	211.8	247.8	285.6	321.6	344.4	340.0
80°	87.0	94.0	94.0	102.8	101.9	113.3	110.7	121.3	120.4	129.2	123.0
82.5°	65.0	69.4	69.4	76.4	76.4	83.5	81.7	88.7	86.1	92.3	86.1
85°	42.2	46.6	46.6	50.1	48.3	55.4	54.5	59.7	57.1	59.7	55.4
87.5°	23.7	26.4	27.2	29.9	27.2	32.5	31.6	34.3	31.6	34.3	32.5
90°	3.5	5.3	3.5	5.3	2.6	7.9	4.4	8.8	2.6	10.5	4.4
92.5°	0.0	0.0	0.0	0.0	0.0	0.0	0.0	0.0	0.0	0.0	0.0
95°	0.0	0.0	0.0	0.0	0.0	0.0	0.0	0.0	0.0	0.0	0.0
97.5°	0.0	0.0	0.0	0.0	0.0	0.0	0.0	0.0	0.0	0.0	0.0
100°	0.0	0.0	0.0	0.0	0.0	0.0	0.0	0.0	0.0	0.0	0.0
102.5°	0.0	0.0	0.0	0.0	0.0	0.0	0.0	0.0	0.0	0.0	0.0
105°	0.0	0.0	0.0	0.0	0.0	0.0	0.0	0.0	0.0	0.0	0.0
107.5°	0.0	0.0	0.0	0.0	0.0	0.0	0.0	0.0	0.0	0.0	0.0
110°	0.0	0.0	0.0	0.0	0.0	0.0	0.0	0.0	0.0	0.0	0.0



REPORT NUMBER: P227463

CATALOG NUMBER: ISW-AF-1000-LED-E1-RW-7050

**CANDELA DISTRIBUTION (continued):**

	52.5°	55°	57.5°	60°	62.5°	65°	67.5°	70°	72.5°	75°	77.5°
112.5°	0.0	0.0	0.0	0.0	0.0	0.0	0.0	0.0	0.0	0.0	0.0
115°	0.0	0.0	0.0	0.0	0.0	0.0	0.0	0.0	0.0	0.0	0.0
117.5°	0.0	0.0	0.0	0.0	0.0	0.0	0.0	0.0	0.0	0.0	0.0
120°	0.0	0.0	0.0	0.0	0.0	0.0	0.0	0.0	0.0	0.0	0.0
122.5°	0.0	0.0	0.0	0.0	0.0	0.0	0.0	0.0	0.0	0.0	0.0
125°	0.0	0.0	0.0	0.0	0.0	0.0	0.0	0.0	0.0	0.0	0.0
127.5°	0.0	0.0	0.0	0.0	0.0	0.0	0.0	0.0	0.0	0.0	0.0
130°	0.0	0.0	0.0	0.0	0.0	0.0	0.0	0.0	0.0	0.0	0.0
132.5°	0.0	0.0	0.0	0.0	0.0	0.0	0.0	0.0	0.0	0.0	0.0
135°	0.0	0.0	0.0	0.0	0.0	0.0	0.0	0.0	0.0	0.0	0.0
137.5°	0.0	0.0	0.0	0.0	0.0	0.0	0.0	0.0	0.0	0.0	0.0
140°	0.0	0.0	0.0	0.0	0.0	0.0	0.0	0.0	0.0	0.0	0.0
142.5°	0.0	0.0	0.0	0.0	0.0	0.0	0.0	0.0	0.0	0.0	0.0
145°	0.0	0.0	0.0	0.0	0.0	0.0	0.0	0.0	0.0	0.0	0.0
147.5°	0.0	0.0	0.0	0.0	0.0	0.0	0.0	0.0	0.0	0.0	0.0
150°	0.0	0.0	0.0	0.0	0.0	0.0	0.0	0.0	0.0	0.0	0.0
152.5°	0.0	0.0	0.0	0.0	0.0	0.0	0.0	0.0	0.0	0.0	0.0
155°	0.0	0.0	0.0	0.0	0.0	0.0	0.0	0.0	0.0	0.0	0.0
157.5°	0.0	0.0	0.0	0.0	0.0	0.0	0.0	0.0	0.0	0.0	0.0
160°	0.0	0.0	0.0	0.0	0.0	0.0	0.0	0.0	0.0	0.0	0.0
162.5°	0.0	0.0	0.0	0.0	0.0	0.0	0.0	0.0	0.0	0.0	0.0
165°	0.0	0.0	0.0	0.0	0.0	0.0	0.0	0.0	0.0	0.0	0.0
167.5°	0.0	0.0	0.0	0.0	0.0	0.0	0.0	0.0	0.0	0.0	0.0
170°	0.0	0.0	0.0	0.0	0.0	0.0	0.0	0.0	0.0	0.0	0.0
172.5°	0.0	0.0	0.0	0.0	0.0	0.0	0.0	0.0	0.0	0.0	0.0
175°	0.0	0.0	0.0	0.0	0.0	0.0	0.0	0.0	0.0	0.0	0.0
177.5°	0.0	0.0	0.0	0.0	0.0	0.0	0.0	0.0	0.0	0.0	0.0
180°	0.0	0.0	0.0	0.0	0.0	0.0	0.0	0.0	0.0	0.0	0.0



REPORT NUMBER: P227463

CATALOG NUMBER: ISW-AF-1000-LED-E1-RW-7050

**CANDELA DISTRIBUTION (continued):**

	80°	82.5°	85°	87.5°	90°
0°	686.2	686.2	686.2	686.2	686.2
2.5°	686.2	684.5	688.0	682.7	687.1
5°	698.5	690.6	700.3	690.6	699.4
7.5°	715.2	702.0	716.1	702.0	716.1
10°	731.0	709.1	731.9	710.8	732.8
12.5°	754.8	728.4	758.3	729.3	758.3
15°	781.1	751.3	784.6	752.1	786.4
17.5°	802.2	773.2	805.7	773.2	806.6
20°	819.8	796.9	824.2	796.9	826.8
22.5°	840.0	823.3	845.3	823.3	850.5
25°	866.4	854.9	872.5	856.7	876.0
27.5°	897.1	889.2	903.3	891.8	906.8
30°	933.1	930.5	937.5	932.3	941.0
32.5°	973.6	979.7	979.7	979.7	983.2
35°	1032.4	1037.7	1037.7	1039.5	1040.3
37.5°	1088.7	1097.4	1096.6	1099.2	1099.2
40°	1147.5	1159.0	1159.0	1159.0	1160.7
42.5°	1212.5	1224.9	1226.6	1221.3	1224.9
45°	1285.5	1289.9	1294.3	1291.6	1297.8
47.5°	1363.7	1368.1	1371.6	1368.1	1377.7
50°	1455.9	1455.1	1464.7	1455.1	1469.1
52.5°	1552.6	1560.5	1566.6	1557.0	1566.6
55°	1661.5	1658.9	1679.1	1665.9	1679.1
57.5°	1781.0	1781.0	1801.3	1789.0	1803.9
60°	1922.5	1911.1	1939.2	1919.0	1939.2
62.5°	2065.7	2045.5	2077.2	2059.6	2085.9
65°	2230.9	2201.9	2231.8	2208.9	2232.7
67.5°	2397.9	2364.5	2374.1	2362.7	2375.9
70°	2612.3	2607.9	2596.4	2629.8	2600.8
72.5°	2385.6	2436.5	2395.2	2475.2	2420.7
75°	1465.6	1559.6	1611.5	1693.2	1680.0
77.5°	347.1	308.4	340.0	304.9	343.6
80°	128.3	116.9	122.1	106.3	118.6
82.5°	87.9	76.4	73.8	58.9	63.3
85°	56.2	45.7	42.2	35.1	38.7
87.5°	33.4	25.5	23.7	20.2	21.1
90°	9.7	3.5	7.0	1.8	6.2
92.5°	0.0	0.0	0.0	0.0	0.0
95°	0.0	0.0	0.0	0.0	0.0
97.5°	0.0	0.0	0.0	0.0	0.0
100°	0.0	0.0	0.0	0.0	0.0
102.5°	0.0	0.0	0.0	0.0	0.0
105°	0.0	0.0	0.0	0.0	0.0
107.5°	0.0	0.0	0.0	0.0	0.0
110°	0.0	0.0	0.0	0.0	0.0



REPORT NUMBER: P227463

CATALOG NUMBER: ISW-AF-1000-LED-E1-RW-7050

**CANDELA DISTRIBUTION (continued):**

	80°	82.5°	85°	87.5°	90°
112.5°	0.0	0.0	0.0	0.0	0.0
115°	0.0	0.0	0.0	0.0	0.0
117.5°	0.0	0.0	0.0	0.0	0.0
120°	0.0	0.0	0.0	0.0	0.0
122.5°	0.0	0.0	0.0	0.0	0.0
125°	0.0	0.0	0.0	0.0	0.0
127.5°	0.0	0.0	0.0	0.0	0.0
130°	0.0	0.0	0.0	0.0	0.0
132.5°	0.0	0.0	0.0	0.0	0.0
135°	0.0	0.0	0.0	0.0	0.0
137.5°	0.0	0.0	0.0	0.0	0.0
140°	0.0	0.0	0.0	0.0	0.0
142.5°	0.0	0.0	0.0	0.0	0.0
145°	0.0	0.0	0.0	0.0	0.0
147.5°	0.0	0.0	0.0	0.0	0.0
150°	0.0	0.0	0.0	0.0	0.0
152.5°	0.0	0.0	0.0	0.0	0.0
155°	0.0	0.0	0.0	0.0	0.0
157.5°	0.0	0.0	0.0	0.0	0.0
160°	0.0	0.0	0.0	0.0	0.0
162.5°	0.0	0.0	0.0	0.0	0.0
165°	0.0	0.0	0.0	0.0	0.0
167.5°	0.0	0.0	0.0	0.0	0.0
170°	0.0	0.0	0.0	0.0	0.0
172.5°	0.0	0.0	0.0	0.0	0.0
175°	0.0	0.0	0.0	0.0	0.0
177.5°	0.0	0.0	0.0	0.0	0.0
180°	0.0	0.0	0.0	0.0	0.0

(END OF REPORT)